

Explorer

STATE-OF-THE-ART HEAT PUMP WATER HEATER WITH OR WITHOUT COIL



+ PRODUCT

COMFORT

- Wide heat pump temperature range of use (-5 to +43°C)
- Product capable of producing hot water with four different types of energy (heat pump, electric back-up, boiler and solar)
- Household-friendly noise level
- Comfort thanks to electric back-up
- A re-circulation connection to provide comfort on all points-of-use (versions with coil only)
- Easy tilting on one side for easy transport

QUALITY - DURABILITY

- ACI hybrid anti-corrosive protection
- Steatite technology (ceramic dry heating element)
- New generation diamond-quality enamel (glass-lined inner tank)
- Pressure relief valve
- Dielectric union
- Specific lip gasket to prevent corrosion around flange

USER-FRIENDLINESS

- Easy to install with adjustable air inlet/outlet and adjustable feet
- Digital control panel with built-in day-to-day programming, different modes selection, display showing energy consumption
- Compatible with Cozytouch for remote piloting through a smartphone or a tablet
- Easy to set up and to use

SAVINGS

- Up to 75% energy savings*
- Compatible with solar (photovoltaic panel or solar collector) and boiler systems (built-in coil)
- Large optimised coil for fast heating adapted for low temperature devices
- CFC-free high-density insulation for increased energy savings
- High-efficiency water inlet

HEAT PUMP WATER HEATER

200 TO 270 L (FLOOR-STANDING)



Model available**



Energy savings



homecontrol®



Tank protection



Dry ceramic back-up heating element



Remote piloting

*Compared with an electric water heater - **Model types: A: Vertical wall-mounted / B: Horizontal wall-mounted / C: Floor-standing

Explorer

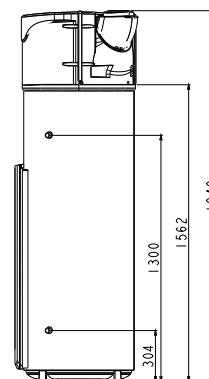
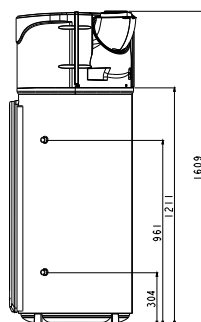
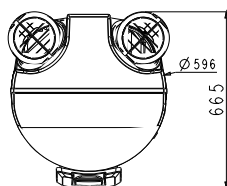


- 1 Evaporator
- 2 High-efficiency heat pump with wide temperature range
- 3 Intuitive control panel
- 4 Diamond-quality enamel
- 5 Enamelled sleeve and ceramic heating element
- 6 Coil (1.2 m²): Solar mode & Boiler mode
- 7 Adjustable air inlet /outlet (360°)
- 8 ACI Hybrid anti-corrosive protection
- 9 Adjustable feet



- 1 Menu button with access to general information, energy consumption and mode selection (Boost, Auto, Manual, Absence)
- 2 Control knob for temperature adjustments
- 3 Temperature validation button
- 4 Return to previous screen view
- 5 Display graphically showing active mode and energy consumption statistics

INSTALLATION DIMENSIONS



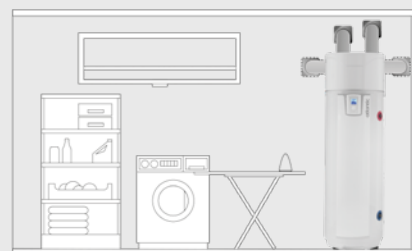
TECHNICAL DATA

SPECIFICATIONS	CAPACITY (WITH OR WITHOUT COIL)	
	200 L	270 L
Dimensions (mm)	1609 x 620 x 665	1949 x 620 x 665
Net weight without coil (Kg)	85	93
Net weight with coil (Kg)	100	108
Electric back-up volume (L)	110	130
Rated water pressure (bars)	8	
Electrical connection (V/Hz)	230 V~/50 Hz	
Maximum total power consumed by the device (W)	2 465	
Maximum power consumed by the heat pump (W)	665	
Power consumed by electric heating (W)	1 800	
Water temperature range by heat pump (°C)	50 to 62°C	
Heat pump temperature range of use (°C)	-5 to 43°C	
Refrigerant fluid R 134A (kg)	1.25	1.35
Vacuum air flow (ambient installation) (m ³ /h)	390	
COP at 20°C* (ambient)	4.1	4.3
COP at 7°C* (ambient)	2.79 (L profil)	2.84 (XL profil)
Acoustic pressure at 2m (dB(A))	37	
Acoustic power (dB(A))	57	
Heating time from 15 to 51°C (ambient installation 15°C air) (H)	4h48	7h32
Coil power (kW) primary 60°C, 1000 / 1500 / 2000 L/H (kW)	15.5 / 16 / 16.4	
Coil surface (m ²)	1.2	
Recirculation connection	Available for models with coil	
V40 ErP (L)	243	341/333 (with coil)
Recirculation connection	Available for models with coil	
ErP class	A+	
Profile	L	XL

*Compliant with EN 16147 conditions



Ajustable air inlet / outlet



Suitable for all installations (low ceiling, corner...)